

Make sure you don't miss a thing with Legal Issue Trail™ on Lexis Advance®

Have you ever found a key passage in a case discussing your research issue and wished you could just jump quickly to a list of other case opinions citing that passage? With Legal Issue Trail™ on Lexis Advance®, you can.

Be confident you have the critical information for your case strategy or issue. The Legal Issue Trail™ tool is a quick and easy way to get a comprehensive view of the universe of case law around a specific issue.

Simply put, the Legal Issue Trail lists cases that cite to the opinion on a particular issue—as well as cases your opinion has cited to on that issue—so you can understand how the issue has evolved over time in a very efficient way.

The screenshot shows the Lexis Advance interface for the document "Strawn v. Canuso, 140 N.J. 43". The document title is prominently displayed in red. Below the title, there is a "Copy Citation" button. The document is from the Supreme Court of New Jersey, dated January 4, 1995, with an argument date of April 25, 1995, and a decision date of September 1994. The reporter information is "140 N.J. 43 | 657 A.2d 420 | 1995 N.J. LEXIS 54 | 41 A.L.R.5th 859". The main body of the document contains the text of the opinion, starting with "JOANNE STRAWN, GERALD L. STRAWN, TRACEY A. STRAWN AND BRANDON M. STRAWN, BY THEIR GUARDIAN AD LITEM JOANNE STRAWN, RUSSELL C. BURTON, AND BRETT C. BURTON, BY HIS GUARDIAN AD LITEM RUSSELL C. BURTON, ANTHONY ALVAREZ, RITA ALVAREZ, LISA ALVAREZ, JOHN M. GAVEN, SR., ANNETTE M. GAVEN, AND JOHN M. GAVEN, JR., YOUNG D. KIM, JULIA S. KIM AND PATRICK KIM AND ROY KIM, BY THEIR GUARDIANS AD LITEM YOUNG D. KIM, ALBERT WILLIAMS, EVELYN WILLIAMS AND STEPHEN WILLIAMS, PLAINTIFFS-RESPONDENTS, AND MARIE C. INCOLLINGO, ANTHONY F. INCOLLINGO, MICHELLE M. INCOLLINGO, NANCY ANN INCOLLINGO, FRANK CARNOT, RAFFAELA CARNOT, WILLIAM DENNIS, JACQUELINE DENNIS, NICOLE M. DENNIS AND FARRAH D. DENNIS, BY THEIR GUARDIAN AD LITEM JACQUELINE DENNIS, MICHAEL POWELL, DOROTHY POWELL, AMY POWELL AND MOLLY POWELL, BY THEIR GUARDIAN AD LITEM DOROTHY POWELL, MICHAEL J. VITARELLI, SR., LOIS A. VITARELLI, AND JACQUELINE VITARELLI, LESLIE VITARELLI, MICHAEL VITARELLI, JR. AND ANTHONY VITARELLI, BY THEIR GUARDIAN AD LITEM LOIS VITARELLI, CHRISTOPHER CONTI, ELAYNE CONTI, DANA MARIE CONTI AND GINA CHRISTINE CONTI, BY THEIR GUARDIAN AD LITEM ELAYNE CONTI, EUGENE E. JARON, ANN T. JARON, KATHLEEN A. JARON, STEPHEN M. JARON, PAUL M. KRAMER, PATRICIA G. KRAMER, DREW KRAMER AND LAUREN KRAMER, BY THEIR GUARDIAN AD LITEM PATRICIA G. KRAMER, SANDY OBLENA, ESTRELLA OBLENA, NATHANIEL OBLENA AND MICHAEL OBLENA, BY THEIR GUARDIAN AD LITEM SANDY OBLENA, WILLIAM HELBLING, ...".

On the right side of the interface, there is a "Shepard's®" section with the following information: "No negative subsequent appellate history", "Citing Decisions (131)", "Warning (6)", "Questioned (1)", "Caution (10)", "Positive (20)", "Neutral (0)", "Cited By (102)", and "Other Citing Sources (6)". Below this is a "Shepardize® this document" button. Further down is an "About This Document" section with "Topic Summaries" and "View reports (4)", and "Legal Issue Trail™ | Tips" with an "Activate Passages" button. A blue arrow points from this "Activate Passages" button to a callout box on the right.

It's never been easier to find more on-point case law. Simply click the Activate Passages button under Legal Issue Trail in the About This Document box. Then select the passage discussing your issue to see related content.

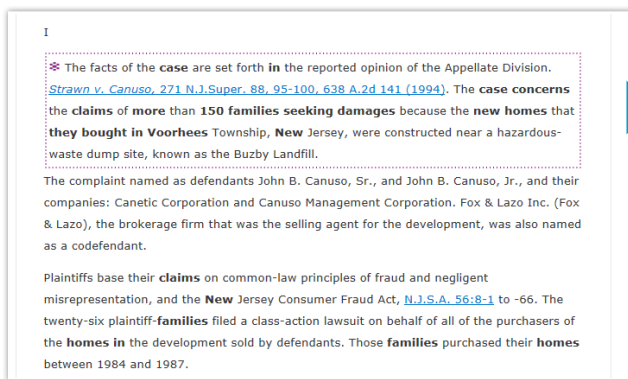
The callout box is titled "About This Document" and contains the following text: "Topic Summaries", "View reports (4)", "Legal Issue Trail™ | Tips", and "Activate Passages". The "Activate Passages" button is highlighted with a red rectangular border.


Save critical time as you analyze the legal issues important to you

When you find a case of interest and drill down to a particular legal issue, use the Legal Issue Trail feature to find additional cases that have similar passages—cases you may not have found through a traditional search method. This helps you navigate all the cases discussing your issue and identify those most clearly on the point of law that has the greatest relevance to you.

Let's see how this works

Once you have done your Lexis Advance® search and found a case of interest and the point of law relevant to your search, you can click the Activate Passages button to highlight the passages within the case.



Click on an activated passage (signified by  icon and boxed by dashed purple lines) to review the specific issue you want to know more about.

Clicking on one of the activated passages will return the following results:

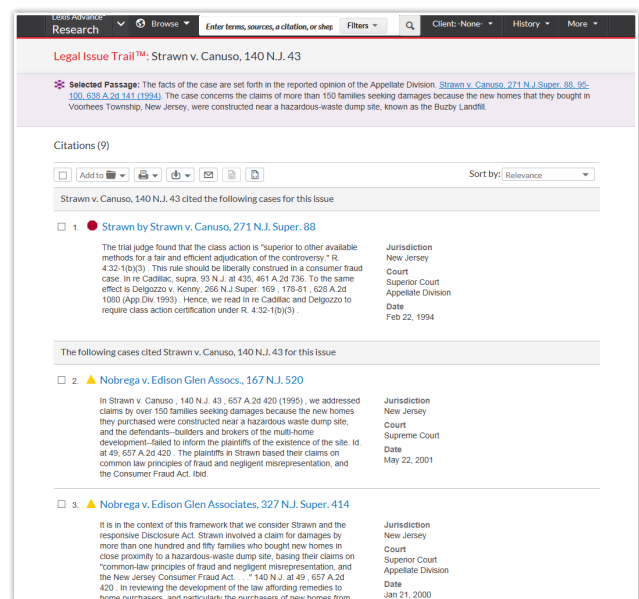
- Additional cases that cite to your case for the legal issue in the passage you selected
- Supporting cases your case cites that support the selected passage

Legal Issue Trail allows you to efficiently analyze how an issue has evolved over time by quickly finding all the connections between cases.

How does Legal Issue Trail find these relevant connections?

Legal Issue Trail uses proprietary Lexis Advance search capabilities to validate cases displayed that have a citing relationship and include extremely relevant passages to your original point of interest. This tool will help transform the way you conduct legal research.

Best of all, there's no additional charge to use this technology; only normal document access charges apply as you open cases on the list.



Find related cases that feature similar passages—cases you may not easily find any other way.



Log in: www.lexisadvance.com

Learn more: www.lexisnexis.com/advance